



2023 Theme:

*Blue Jeans & Country Dreams!*

**Premium Book  
& Open Class Exhibitor Guide**

*August 9 – 12, 2023*

*Country Park - Wallace Way, Grandview*

*[www.yofair-rodeo.com](http://www.yofair-rodeo.com)*

# **Index – Premium Book & Exhibitor Guide**

<b>New Information</b>	<b>Page 2</b>
<b>Welcome, Rodeo Prices, Directions &amp; Country Park Map</b>	<b>3-4</b>
<b><u>OPEN CLASS DEPARTMENTS</u>    Registration Process</b>	<b>5</b>
<b>Food Preservation</b>	<b>6</b>
<b>Baking</b>	<b>7</b>
<b>Needlework</b>	<b>8-10</b>
<b>Arts &amp; Crafts</b>	<b>11-12</b>
<b>Collections &amp; Models, Photography</b>	<b>13</b>
<b>Bridging the Gap, Ag Mechanics</b>	<b>14</b>
<b><u>OPEN CLASS – HORTICULTURE</u></b>	
<b>Organizational &amp; Agricultural Booths</b>	<b>15</b>
<b>Fruits, Vegetables</b>	<b>16-17</b>
<b>Specialties</b>	<b>18</b>
<b>Grains, Forage Crops &amp; Alfafa Haymaster Contest</b>	<b>19</b>
<b><u>OPEN CLASS – FLORICULTURE</u></b>	
<b>Rules &amp; Special Awards</b>	<b>20-21</b>
<b>Specimen Exhibits &amp; Potted Plants</b>	<b>22-23</b>
<b>Floral Design &amp; Youth Floriculture</b>	<b>24</b>
<b><u>YOUTH OPEN CLASS HOME ECONOMICS</u> &amp; Club Booths</b>	<b>25</b>
<b>Posters, Scrapbooks, 7 &amp; Under, Clothing &amp; Textiles</b>	<b>26</b>
<b>Baked Foods, Food Preservation</b>	<b>27</b>
<b>Creative Arts &amp; Crafts, Photography, Ag Mechanics</b>	<b>28</b>
<b><u>YOUTH HORTICULTURE</u></b>	<b>29-31</b>
<b><u>OPEN CLASS ENTRY FORM</u></b>	<b>32</b>
<b><u>LIVESTOCK</u> – See separate Livestock Exhibitor Guide</b>	





# Welcome to the Yakima Valley Fair & Rodeo

*Our mission is education through:  
 Advancement of all participants  
 Promotion of community spirit  
 Discovery of individual worth and potential*

## Letter to Exhibitors

Welcome exhibitors, families, friends and fairgoers! We continue to work on various projects throughout the fair, including work on the land north of the fairgrounds, so that we can use this property to its full potential in the future. We continually update and repair the buildings and grounds so that exhibitor use is maximized and that we provide the community a great experience. New volunteers and individuals interested in serving on committees or helping with specific projects are always needed. If this is something that interests you, let a board member know! We appreciate all of our wonderful volunteers and exhibitors who put in extra time and effort to ensure a great fair and beautiful fair grounds. Thank you for your support. We hope you enjoy our Yakima Valley Fair & Rodeo.

## Fair Admission Charges

### No Admission charge for Fair

A ticket will be needed for Rodeo attendance.

Rodeo tickets will be sold at the Rodeo trailer on the fairgrounds during the fair and Friday & Saturday nights.

### PRCA Rodeo

Friday or Saturday .....	\$ 20 Adults (age 16 & older)
	\$ 10 Youth (age 6 - 15) & any animal exhibitor

## Fair Hours

The fairgrounds will be open from 8 a.m. until 11 p.m. on Wednesday and Thursday, and from 8 a.m. to Midnight on Friday and Saturday. The fairgrounds will be open again on Sunday to pick up exhibits from 8 a.m. to 10 a.m.

\*\*Livestock animals, displays and exhibits may not be removed until 8 a.m. and must be done by 10 a.m.

## Yakima Valley Fair & Rodeo

P.O. Box 27, Grandview, WA 98930 • 509.882.1197

[www.yvfair-rodeo.org](http://www.yvfair-rodeo.org)

**Location:** 812 Wallace Way, Grandview, WA 98930

### Main Entrance Directions

**I-82 Eastbound:** Exit #73, continue straight through the stoplight (remain on Stover), turn left on Wallace Way.

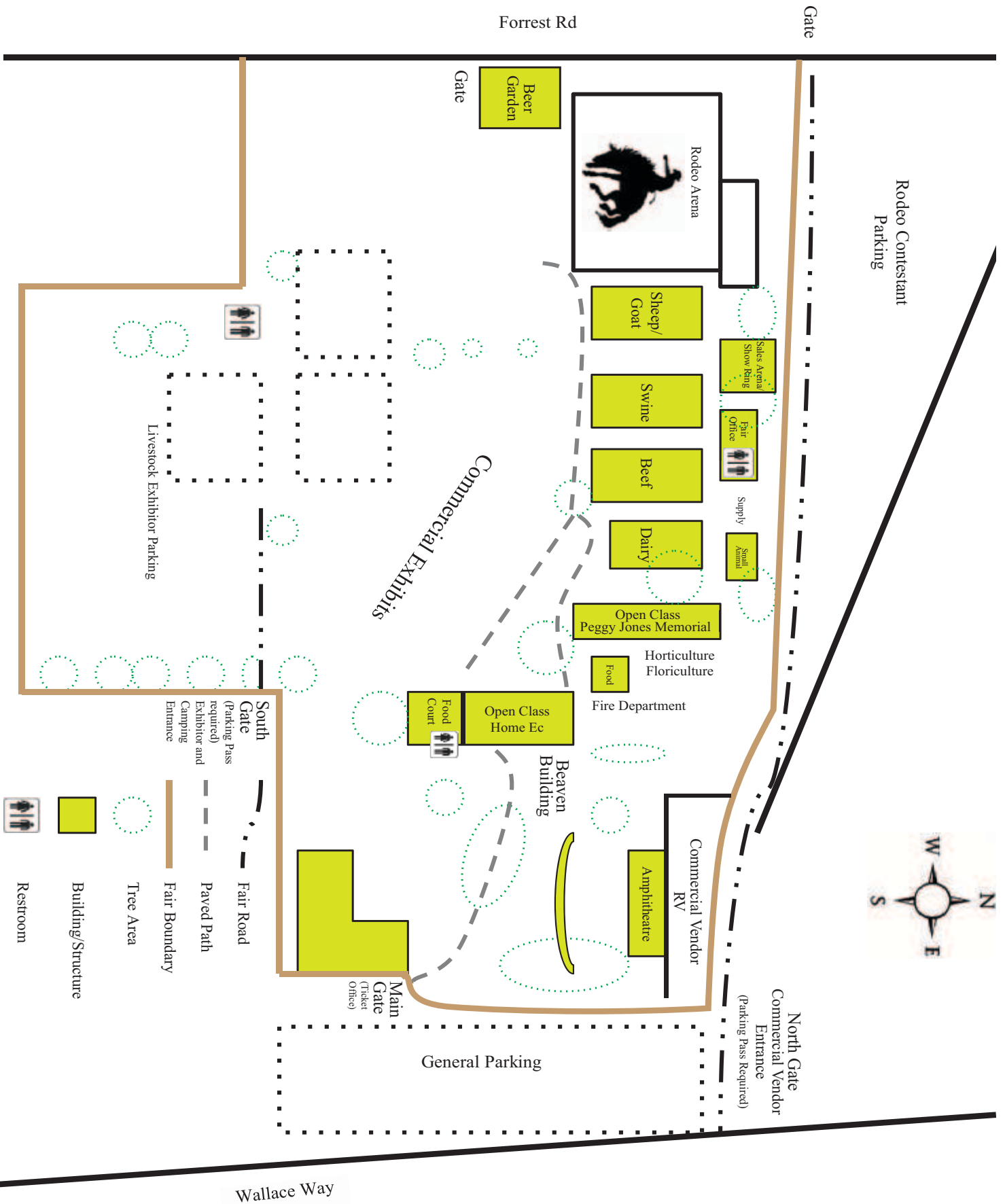
**I-82 Westbound:** Exit #73, turn left onto Yakima Valley Hwy, turn right at the stoplight onto Stover, and then left on Wallace Way.

**South Gate (RV Parking for Livestock Exhibitors):** Follow Main Entrance directions and proceed to the south parking lot entrance between the Grandview Community Center and the Armory.

**North Gate (Livestock Exhibitor Passes):** Must have correct colored pass to park North of the fence. Parking between the Beaven building/stage and North Drive is for Superintendents and special parking passes ONLY. Must have parking pass displayed in window. Unauthorized vehicles will be towed at owners expense.

\*For special handicapped parking/assistance please contact 509.882.1197 or ask the North Gate attendant.

# Yakima Valley Fair & Rodeo • Country Park Map



## How to Enter in the Open Class Departments

*\*Open class departments are open to anyone (all ages)!*

You have two options:

### **PRE-REGISTRATION:**

1. Pre-registration is encouraged in open class departments - Home Economics, Fine Art, Photography, Horticulture and Floriculture, but not required. Registration is done online at [www.yvfair-rodeo.org](http://www.yvfair-rodeo.org). After you have pre-registered, you can still add or delete items when you arrive at the fair on entry day.
2. When you arrive with your exhibits on your department's entry day, go directly to the Open Class Beaven barn and your entry tags will be waiting for you.
3. **Check the individual department sections for the date and times of entry for your particular category.**

### **DAY OF ENTRY REGISTRATION:**

1. Check the individual department sections for the date and times of entry for your particular category.
2. Be sure to check with each individual department for dates and rules pertaining specifically to that area of entry.
3. Come to the Open Class Beaven building on the day of entry and you will find entry information and receive your exhibitor tags (there is no entry fee). You will be given specific instructions then. **Please bring address labels to speed up completion of 3-part entry tags.**
4. All exhibits must remain at the fairgrounds until Sunday morning. Pick up time is 8 am-10 am, and your entry stub will be required for pick up. If not picked up on Sunday, item(s) will be forfeited.

## Food Preservation

### Rules:

1. For the safety of junior exhibitors, no entry will be accepted in canned foods from juniors under the age of 19 years. (4-H and Camp Fire members enrolled in Food Preservation projects are allowed to exhibit in the following Divisions: Canned Fruits, Canned Vegetables and Canned Meat.)
2. All entries shall be in standard canning jars.
3. Any entry may be opened for judging.
4. If 2-piece lid is used, put band back on for the protection of seal.
5. General Rules for Open Class apply to Food Preservation except, allowed to enter up to 7 entries per class in food preservation.

### Canned Food Rules:

1. All canned products must follow procedures and processing recommendations in current Extension bulletins Canning Fruits - PNW 199; Canning Vegetables - PNW 172; Canning Tomatoes and Tomato Products - PNW 300; Canning Salsas - PNW 395; Pickling - PNW 355; Canning Meat, Poultry & Game - PNW 361; Canning Seafood - PNW 194 and Canning Smoked Fish - PNW 450. Check with Extension for other USDA approved 451 sources.
2. Exhibitors may enter as many exhibits as you wish. Each entry must be from a different recipe. State on entry form exact type of exhibit. Food must be canned during the current year.
3. Enter only researched recipes (found in the above bulletins) for all pickles, relishes and tomato-vegetable mixtures.
4. All canned tomatoes must follow current recommendations in above bulletins. State on label if raw or hot packed and if processed in a weighted gauge or dial gauge pressure canner or in a boiling-water canner.
5. You must know your altitude to determine a safe processing time or canner pressure for canning foods. (Contact Soil Conservation Service.) Put your altitude on the label!
6. Directions for canning specify a 1/4-inch headspace for jams and jellies, 1/2-inch for fruits and tomatoes processed in boiling-water canner and 1 to 1-1/4 inches for low-acid foods processed in a pressure canner.
7. Process all jams and jellies 10 minutes in a boiling-water canner (or sterilize jars and process 5 minutes).
8. Make your own label. Put as much information as possible on the label. Include product name, date of preservation, packing method (raw packed or hot packed), processing method (if boiling water canner, dial gauge pressure canner or weighted gauge pressure canner), pounds pressure used if pressure canned, processing time, and altitude).
9. Attach label to jar.
10. Products with no label, incomplete information on label, unsealed jars or unsafe processing methods or times stated on label may be disqualified.

Example - Food: Apples

Pretreatment: None used  
Drying Method: Dehydrated  
Drying Time: 1 day  
Date Dried: August 2, 2016

### Dried Foods and Herbs Rules:

1. Amount should be 1/2 cup, except fruit leather should be 2" X 4" piece.
2. All dried food products must have a label indicating product name, pretreatment, drying method used (sun, oven, dehydrator) and date preserved. If no pretreatment is used, state "no pre treatment". Any inappropriate dehydrated food will be disqualified.
3. All exhibits must be entered in plastic Ziploc type bags.
4. May enter up to 8 fruits, 8 vegetables and 8 herbs.

### DIVISION 500 - Fruits

#### Class:

- 01 Fruit
- 02 Pie filling, recipe required
- 03 Juice/nectar

### DIVISION 501: Canned Vegetables

*To be processed by pressure canner method.*

#### Class:

- 01 Beans
- 02 Tomatoes, list acidification
- 03 Vegetable juice
- 04 Tomato Products (bring recipes)
- 05 Other vegetables

### DIVISION 502: Jams

*Must be standard jelly glasses, sealed and with lids or uniform jars with right lids. These may be opened for judging.*

#### Class:

- 01 Jam

### DIVISION 503: Jellies

*(Same regulations as Jams)*

#### Class:

- 01 Jellies

### DIVISION 504: Conserves

*(See regulations for canned foods)*

#### Class:

- 01 Blackcap

- 02 Cherry
- 03 Mixed
- 04 Peach
- 05 Pear
- 06 Plum
- 07 Prune
- 08 Rhubarb
- 09 Other Conserves

### DIVISION 505: Butters/Preserves/Marmalades/Conserves/ Syrup

*(See regulations for canned foods)*

#### Class:

- 01 Butter
- 02 Preserves
- 03 Marmalade
- 04 Conserves
- 05 Syrup

### DIVISION 506: Pickles & Relishes

*(See regulations for canned foods)*

#### Class:

- 01 Pickles (Dill, sweet, fruit)
- 02 Relish (Dill, sweet, fruit)
- 03 Other

### DIVISION 507: Canned Meat and Fish

*To be processed by pressure canner method.*

#### Class:

- 01 Beef
- 02 Fish
- 03 Poultry
- 04 Game meat
- 05 Meat Stew
- 06 Other

### DIVISION 508: Dried Foods

*Food must be exhibited in clear, glass jars.*

#### Class:

- 01 Fruits
- 02 Herbs
- 03 Leathers
- 04 Meat & Fish
- 05 Powders (i.e. garlic or onion)
- 06 Vegetable
- 07 Trail mix (must include recipe)
- 08 Other

# Open Class

## Baking Department

### Rules:

1. Exhibits shown in Open class may not be shown in 4-H and/or Camp fire Divisions.
2. Each exhibit should be on a 6", or bigger, paper plate, covered with a re-sealable bag, to keep it fresh and free from dust.
3. No mixes. (Except Decorated Cakes & Cookies. They will be judged on decoration only when a mix is used.)
4. General rules for Open Class apply to Baking.
5. Each exhibit MUST be entirely prepared by the individual exhibition.
6. Junior is 18 years and younger.
7. Only three pieces of a pie for judging.
8. Recipes would be appreciated for entries.
9. No baking will be accepted from children under 8 years (except no-bake cookies).

### DIVISION 513: Cakes

2 Slices of cake accepted. Layer cakes frosted.

#### Class:

- 01 Angel Food Cake
- 02 Apple Cake
- 03 Applesauce Spice Cake
- 04 Bundt Cake
- 05 Chiffon Cake
- 06 Chocolate Angel Food Cake
- 07 Chocolate Cake
- 08 Devil's Food Cake
- 09 Fruit Cake
- 10 German Chocolate Cake
- 11 Pound Cake
- 12 Spice Cake
- 13 Sponge Cake
- 14 White Butter Cake
- 15 Yellow Butter Cake
- 16 Other Cakes

### DIVISION 514:

#### Decorated Cakes and Cookies

One layer Accepted

#### Class:

- 01 1 Layer
- 02 2 or more Layers
- 03 Mold Design
- 04 Cut Design, include patterns on 3 X 5 card
- 05 Other
- 06 Cookies (4)
- 07 Cupcakes (4)
- 08 Other

### DIVISION 515: Cupcakes

#### Class:

- 01 Chocolate, 3
- 02 Mixed, 3
- 03 Spice, 3
- 04 White, 3
- 05 Yellow, 3

- 06 Other Cupcakes, 3

### DIVISION 516:

#### Cookies, Doughnuts & Pastries

#### Class:

- 01 Display of Bar Cookies, 4
- 02 Display of Drop Cookies, 4
- 03 Display of Filled Cookies, 4
- 04 Iced Cookies, 4
- 05 Display of Molded Cookies, 4
- 06 Display of Refrigerator Cookies, 4
- 07 Display of Rolled Cookies, 4
- 08 Decorated Doughnuts, 3
- 09 Raised Doughnuts, 3
- 10 Other Cookies, 4
- 11 Other Doughnuts, 3
- 12 Other Pastries, 3

### DIVISION 517: Pies

#### Class:

- 01 Crisps (any fruit)
- 02 Berry
- 03 Cherry
- 04 Apple
- 05 Other Fruit
- 06 Pumpkin
- 07 Other

### DIVISION 518: Candies

#### Class:

- 01 Almond Roca
- 02 Applets and Cottlets
- 03 Caramels
- 04 Divinity
- 05 Fudge
- 06 Honey Candy
- 07 Mints
- 08 Peanut Brittle
- 09 Penuche

- 10 Sugar Molding

- 11 Taffy

- 12 Other Candies

### DIVISION 519: Bread - Yeast (1/2 loaf)

#### Class:

- 01 Brown Bread
- 02 Cinnamon Rolls, 3
- 03 Coffee Cake, 1/4 cake
- 04 Fancy Rolls, 3
- 05 Hamburger Rolls, 3
- 06 Plain Rolls, 3
- 07 Raisin Bread
- 08 Sour Dough (dark)
- 09 Sour Dough (light)
- 10 Tea Ring, 1/4 ring
- 11 White Bread
- 12 Whole Wheat
- 13 Other Yeast Bread

### DIVISION 520: Bread - Yeast Free (1/2 loaf)

#### Class:

- 01 Apple Bread
- 02 Baking Powder
- 03 Banana Bread
- 04 Coffee Cake, 1/4 cake
- 05 Corn Bread
- 06 Fruit Bread
- 07 Muffin, 3
- 08 Poppy Seed
- 09 Pumpkin
- 10 Zucchini
- 11 Other Bread



# Open Class

## Needlework Department

### Rules:

1. No article starched or stiffened of any kind shall be judged - pillowcase, tea towels, etc.
2. No soiled, torn or worn articles will be accepted for entry.

### DIVISION 521: Quilting

<b>Class:</b>	
01	Hand Quilted
02	Machine Quilted
03	Tied
04	Other Needlework or Quilts

### DIVISION 522: Design Method

<b>Class:</b>	
01	Appliqué - Hand
02	Appliqué - Machine
03	Pieced - Hand
04	Pieced - Machine
05	Embroidered - Hand
06	Embroidered - Machine
07	Embroidered - Painted
08	Embroidered - Quilted
09	Embroidered - Other Design Method

### DIVISION 523: Pillow Cases

<b>Class:</b>	
01	Embroidered - White or colored thread
02	Appliqué
03	Cut Work
04	Show sheet and one case
05	Iron on cut outs
06	Cross-stitched
07	Machine Embroidered
08	Other pillow cases

### DIVISION 524: Table Linens

<b>Class:</b>	
01	Lunch cloth, embroidered
02	Lunch cloth, cross stitch
03	Lunch cloth, appliqué
04	Lunch cloth, crochet trim
05	Lunch cloth, knit trim
06	Lunch cloth, tatted trim
07	Place mats, embroidered, 2
08	Table cloth, embroidered
09	Table cloth, cross stitch
10	Table cloth, cut work
11	Special occasion
12	Machine embroidered
13	Other table linen

### DIVISION 525: Aprons

<b>Class:</b>	
01	Aprons
02	Hand embroidered
03	Machine embroidered
04	Other aprons

### DIVISION 526: Miscellaneous Linens

<b>Class:</b>	
01	Tea towels, embroidered, 2
02	Tea towels, appliqué, 2
03	Tea towels, cross stitch, 2

04	Hucked towels, 2
05	Guest towel
06	Pot holders, fabric, 2
07	Toaster cover
08	Bun warmer
09	Dresser scarf
10	Embroidered three-piece set
11	Machine embroidered
12	Other miscellaneous lines

### DIVISION 527: Rugs

<b>Class:</b>	
01	Braided
02	Crocheted, yarn
03	Crocheted, rag
04	Hooked yarn
05	Hooked rags
06	Woven
07	Miscellaneous
08	Waffle Weave, Pompom
09	Latch Hook
10	Punched
11	Any type over 4' X 6'
12	Other rugs

### Sewing Rules:

1. Clothing must be on hangers.
2. No soiled or worn article will be accepted for entry.
3. General rules for Open Class apply to Sewing.

### DIVISION 528: Infants -

#### Children's Wear

<b>Class:</b>	
01	Baby bib
02	Carriage Robe, fabric
03	Crib Spread
04	Infant's Cap, fabric
05	Infant's Dress, fabric
06	Infant's Gown
07	Infant's jacket, fabric
08	Child's Blouse
09	Child's Coat
10	Child's Dress
11	Child's Jacket Dress
12	Child's Skirt
13	Child's Suit
14	Jacket
15	Jumper
16	Made over Coat for Child
17	Pajamas or Gown
18	Pants
19	Pants Suit
20	Play Suit
21	Shorts
22	Snow Suit

23	T-Shirt
24	Cape
25	Vest
26	Other infant wear

### DIVISION 530: Adult Wear

*No worn or soiled items will be accepted for entry.*

<b>Class:</b>	
01	Apron
02	Cape
03	Coat
04	Coat Dress
05	Cocktail Dress
06	Cotton or Synthetic Blouse
07	Cotton or Synthetic Dress
08	Cotton or Synthetic Skin
09	Evening Dress (long)
10	Halter
11	Head Scarf
12	Jacket
13	Jacket Dress
14	Jumper
15	Man's Shirt
16	Maternity
16	Other Adult Wear
18	Pajamas or Gown
19	Pants
20	Pants Jumper
21	Pants Suit
22	Purse
23	Robe
24	Shorts
25	Skirt
26	Stole
27	Sweat Shirt
28	Swim Suit
29	Tailored Dress
30	Tailored Skirt
31	Tailored Suit
32	T-Shirt
33	Vest
34	Wedding Dress
35	Wind Breaker
36	Wool Blouse
37	Wool Dress

### DIVISION: Quilting Garments

- 531** Original Strip Quilting, Patchwork, Appliqué or Combination
- 532** Manufactured Quilted Fabric

<b>Class:</b>	
01	Coat
02	Jacket
03	Novelty, Purse, Etc.
04	Vest

## Open Class

### DIVISION 533: Lingerie

- Class:**
- 01 Nightgown
  - 02 Peignoir set
  - 03 Robe
  - 04 Slip
  - 05 Other lingerie

### DIVISION 534: Dolls and Doll Clothes

- Class:**
- 01 Bed Dolls
  - 02 3-piece Doll's Outfit (10" or under)
  - 03 3-piece Doll's Outfit (11" or over)
  - 04 7-piece Wardrobe (any size doll)
  - 05 Rag Dolls
  - 06 Stuffed toys, small
  - 07 Stuffed toys, large
  - 08 Other

### DIVISION 535: Miscellaneous

- Class:**
- 01 Pin Cushion
  - 02 Pot Holder
  - 03 Tablecloth
  - 04 Tea Towel
  - 05 Terry Towel
  - 06 Soft Boxes
  - 07 Other

### DIVISION 536: Knitting

- Class:**
- 01 2 or 3 piece Baby Set
  - 02 Afghan
  - 03 Baby Booties
  - 04 Bag or Purse
  - 05 Bedspread
  - 06 Belt
  - 07 Booties
  - 08 Cape
  - 09 Coat
  - 10 Dish Rags, 2
  - 11 Dress
  - 12 Gloves
  - 13 Hat
  - 14 Mittens

- 15 Other Sweater (child)
- 16 Pillow
- 17 Pot Holders, 2
- 18 Robe (carriage)
- 19 Robe (lap)
- 20 Scarf
- 21 Shell
- 22 Skirt
- 23 Slippers
- 24 Socks
- 25 Suit
- 26 Sweater (adult)
- 27 Sweater (open)
- 28 Sweater (pullover)
- 29 Toy
- 30 Vest
- 31 Other

### DIVISION 537: Crocheted & Tatted

- Class:**
- 01 Afghan
  - 02 Apron
  - 03 Baby Afghan
  - 04 2 or 3 piece Baby Sets
  - 05 Bag or Purse
  - 06 Bedspread
  - 07 Belt
  - 08 Booties
  - 09 Cape
  - 10 Carriage Robe
  - 11 Centerpiece (over 14")
  - 12 Chair Set
  - 13 Child's Sweater (other)
  - 14 Dickey
  - 15 Dish Rags, 2
  - 16 Doilies
  - 17 Dress
  - 18 Flowers
  - 19 Gloves
  - 20 Hangers, 2
  - 21 Hanky - crocheted trim or tatted trim
  - 22 Hats
  - 23 Head Scarf
  - 24 Mittens

- 25 Ornament
- 26 Pillow
- 27 Pillow Edging
- 28 Pot Holders, 2
- 29 Scarf
- 30 Slippers
- 31 Socks
- 32 Sweater (over)
- 33 Sweater (pull over)
- 34 Table Cloth
- 36 Toy
- 36 Vest (man or woman)
- 37 Other

### DIVISION 538: Original Stitchery


*No stamped patterns or kits*

- Class:**
- 01 Appliqué
  - 02 Counted Cross Stitch
  - 03 Crewel
  - 04 Embroidery
  - 05 Latch Hook
  - 06 Needlepoint
  - 07 Quilted
  - 08 Other Original Stitchery

### DIVISION 539: Novelties

*Stamped patterns, kits and copes may be used.*

- Class:**
- 01 Crewel
  - 02 Cross Stitch
  - 03 Embroidered
  - 04 Hooked
  - 05 Needlepoint
  - 06 Wall Hanging
  - 07 Pillows
  - 08 Pompom
  - 09 Appliqué
  - 10 Latch Hook
  - 11 Machine Made
  - 12 Cloth Book
  - 13 Tote Bag
  - 14 Punch Embroidery
  - 15 Candlewick
  - 16 Plastic Canvas Needlepoint



Visit us for

- Updates • Announcements
- Entry forms and more!

[yvfair-rodeo.com](http://yvfair-rodeo.com)

**Check the Fair website  
for activity updates!**

# Open Class

- 17 Table Runners
- 18 Other

## **DIVISION 540: Hand Painted Articles**

### **Class:**

- 01 Pillow Cases
- 02 Table Linen
- 03 Tea Towels, 2
- 04 Other Hand Painted Articles

## **DIVISION 541: Handspun and**

### **Hand-Woven Articles**

#### **Class:**

- 01 Shawl or Poncho
- 02 Coat
- 03 Jacket
- 04 Tapestry
- 05 Dress
- 06 Baby Blanket
- 07 Blanket, large
- 08 Rug
- 09 Kimono or bathrobe
- 10 Wall hanging
- 11 Upholstery, fabric
- 12 Drapery, fabric
- 13 Pillow
- 14 Table Runner or 4 placemats
- 15 Coverlet
- 16 Tablecloth
- 17 Other

## **DIVISION 542: Basketry and Wheat Weaving**

### **Class:**

- 01 Pine Needle
- 02 Twined
- 03 Woven
- 04 Crochet
- 05 Coiled
- 06 Reed
- 07 Vine
- 08 Wheat
- 09 Other

## **DIVISION 543: Handspun,**

### **Hand-Woven & Felted Yarns**

#### **Class:**

- 01 2 oz. wheel-spun single yarn (wool)
- 02 2 oz. Spindle-spun single yarn (wool)
- 03 2 oz. Wheel-spun, 2-ply yarn (wool)
- 04 2 oz. Spindle-spun, 2-ply yarn (wool)
- 05 1 oz. Single or 2-ply (silk)
- 06 2 oz. Single or 2-ply (cotton)
- 07 2 oz. Single or 2-ply (linen)
- 08 Hand-spun yarn
- 09 Crocheted of hand-spun yarn
- 10 Other

## Arts & Crafts Department

### Rules:

1. All work must be the work of the exhibitor. Only original work completed within the last two years and not previously shown at the Yakima Valley Fair is eligible.
2. Fine Arts entries may include drawings, paintings and sculptures.
3. All entries may be judged on artistic or creative merit and not separated into subject matter or media classification. All flat work must be ready for hanging and sculpture entries must be secured to a base or be able to stand alone.
4. The Departments and judges reserve the right to reclassify entries deemed improperly classified, reject work for any special reason such as size, fragility, copy or infringement of the rules.
5. Each exhibitor may exhibit one entry in each class or as many as three in any one class..
6. All work must be labeled with name, medium style and date completed, see sample.

JANE DOE

Still life "flowers"

Oil on canvas

Current Month/Year

on back or bottom of work.

7. NO professional work will be judged or given awards - Exhibit only.

### DIVISION 553:

#### Fine Art - Juniors 12 & under

No classroom work will be accepted. Due to space limitations, no more than three items from each of the classes below. Each piece must be matted or framed and ready to hang.

#### Class:

- 01 Acrylics
- 02 Charcoal
- 03 Oils
- 04 Other Media
- 05 Pen & Ink
- 06 Pencil
- 07 Water Color

### DIVISION 554: Fine Art - Juniors 13-18 years of age

This section is intended for the work of young artists done out of school. All entries must be matted, mounted or ready for hanging. Each entry in this section will be awarded a ribbon. One "Best of Show" will be awarded.

#### Class:

- 01 Acrylics
- 02 Charcoal
- 03 Oils
- 04 Other Media
- 05 Pen & Ink
- 06 Pencil
- 07 Water Color

### DIVISION 555: Fine Art - Adult

This division is open to amateur artists. Art instructors and professional artists may not enter this section. No commercial kits may be entered. **Work done under instruction may be entered in this section as long as such work is identified with class title and the instructor's name.** Each entry in this section will be awarded a ribbon. One "Best of Show" will be awarded.

#### Class:

- 01 Acrylics
- 02 Charcoal

- 03 Oils
- 04 Other Media
- 05 Pen & Ink
- 06 Pencil
- 07 Water Color

### DIVISION 556: Fine Art - Advanced

This division is open to the skilled and accomplished artist if you have ever sold anything. Work done under instruction, copies of others' work or work from commercial kits will not be accepted in this section.

#### Class:

- 01 Acrylics
- 02 Charcoal
- 03 Oils
- 04 Other Media
- 05 Pen & Ink
- 06 Pencil
- 07 Water Color

### DIVISION 557: Crafts

#### Rules:

1. Class 1-45, if kits, will be indicated with an "A" after the class number.
2. Junior entrants will be limited to five entries.
3. Originality and neatness of work will be considered in judging.
4. General rules for Open Class apply to crafts.

#### Class:

- 01 Art Foam
- 02 Bead
- 03 Button
- 04 Calligraphy
- 05 Chenille
- 06 Clay
- 07 Cold Ceramics
- 08 Cone
- 09 Copper Tooling
- 10 Cork

- 11 Corn Husk
- 12 Crepe Paper
- 13 Decoupage
- 14 Dip & Drape
- 15 Dough
- 16 Fabric
- 17 Feather
- 18 Felt
- 19 Glass
- 20 Holiday
- 21 Jewelry
- 22 Lamps
- 23 Macaroni
- 24 Macramé
- 25 Marble
- 26 Match
- 27 Metal
- 28 Metal Work
- 29 Modpodge
- 30 Mosaic
- 31 Nature
- 32 Net
- 33 Paint by Numbers
- 34 Paper
- 35 Papier-mâché
- 36 Plaques
- 37 Plaster of Paris
- 38 Plastic Bottle
- 39 Plastics
- 40 Popsicle
- 41 Raffia
- 42 Resin
- 43 Rock
- 44 Sequin
- 45 Shell
- 46 Soap
- 47 Stained Glass
- 48 Stone
- 49 String

# Open Class

- 50 Styrofoam
- 51 Textile Painting
- 52 Tie Dye
- 53 Tin Can
- 54 Twine
- 55 Wax
- 56 Weaving
- 57 Wood
- 58 Yarn Craft
- 59 Other

## DIVISION 558: Scrapbooking & Rubber Stamp Creations

### Class:

- 01 Album Page
- 02 Candles
- 03 Cards
- 04 Embossing
- 05 Fabric
- 06 Gift Bags
- 07 Gift Boxes
- 08 Holiday
- 09 Other
- 10 Photo Album
- 11 Poster
- 12 Scrapbooks
- 13 Signs
- 14 Special Occasion
- 15 Sports

## DIVISION 559: Etched Articles

### Class:

- 01 Aluminum
- 02 Brass
- 03 Copper
- 04 Glass
- 05 Etched
- 06 Other

## DIVISION 560: Leather Work

### Class:

- 01 Belt
- 02 Billfold
- 03 Bookmark
- 04 Key Case
- 05 Leather Wall Hanging
- 06 Purse
- 07 Quiver
- 08 Sheath
- 09 Other Leathers

## DIVISION 561: Wood Crafts

### Class:

- 01 Bird House
- 02 Bookends
- 03 Bow

- 04 Bowl
- 05 Bread or Cheese Bread
- 06 Flower Pot
- 07 Frame, Judge's Decision
- 08 Furniture
- 09 Key hanger
- 10 Novelty
- 11 Other Woodcrafts
- 12 Outdoor Craft
- 13 Recipe Card holder
- 14 Scrapbook Covers
- 15 Tray
- 16 Waste Basket
- 17 Wood Burning

## DIVISION 562: Carving

*Machine carved class number should be followed by the letter "A"*

### Class:

- 01 Animals, large
- 02 Animals, small
- 03 Birds, large
- 04 Birds, small
- 05 Flowers, large
- 06 Flowers, small
- 07 People, large
- 08 People, small
- 09 Sea life, large
- 10 Sea life, small
- 11 Other carvings

## DIVISION 563: Ceramics

### Class:

- 01 People, large
- 02 People, small
- 03 Animals, large
- 04 Animals, small
- 05 Miniatures
- 06 Birds, large
- 07 Birds, small
- 08 Ashtrays
- 09 Arrangements Bowls
- 10 Banks
- 11 Bath Sets
- 12 Book ends
- 13 Bottles or Jugs
- 14 Bowls
- 15 Candle Holders
- 16 Candy Dish
- 17 Canister Set
- 18 Casserole
- 19 Christmas
- 20 Christmas Plaques
- 21 Christmas Trees

- 22 Cigarette Box
- 23 Clocks
- 24 Cookie Jar
- 25 Covered Dish
- 26 Cream & Sugar
- 27 Desk Pen Sets
- 28 Dish Sets
- 29 Easter
- 30 Flower Arrangement only
- 31 Fruit Stock
- 32 Glasses, 2
- 33 Hand Molded
- 34 Hanging Lamp
- 35 Holiday, small
- 36 Honey Pot
- 37 Jewelry Box
- 38 Lamps
- 39 Lavabo
- 40 Mugs
- 41 Novelty Holder
- 42 Nut Dish
- 43 Pitchers
- 44 Planters
- 45 plaques
- 46 Plates
- 47 Relish Dish
- 48 Salt & Peppers
- 49 Snack Sets
- 50 Special Occasions
- 51 Spoon holder
- 52 Stein
- 53 Tea Set
- 54 Wall Ornament
- 55 Vases
- 56 Ceramic, other works

## DIVISION 564: Pottery

### Class:

- 01 Bowl
- 02 Candle Holders
- 03 Candy Dish
- 04 Covered Bowl
- 05 Figurine
- 06 Mug
- 07 Pie Dish
- 08 Pitcher
- 09 Planter
- 10 Plaque
- 11 Spoon Holder
- 12 Tea Bag Holder
- 13 Vase
- 14 Other pottery

# Open Class

## Collections & Models Department

### Rules:

1. All entries must be secured to base and be clean.
2. General rules for Open Class apply to Models
3. No items will be accepted if larger than 18" wide and 24" long, due to limited space.

### DIVISION 565 : Models

#### Class:

- 01 Airplanes/Prop
- 02 Armor
- 03 Antique Car/Jet
- 04 Airplanes/Commercial/Private
- 05 Boats/Ships Military
- 06 Boats/Commercial
- 07 Cars: Stock/Street/Show
- 08 Cars: Racing/Drag
- 09 Creatures
- 10 Figurines/Fiction
- 11 Figures/Real
- 12 Motorcycles
- 13 Recreational Scenes
- 14 Shadow Boxes
- 15 Science Fiction
- 16 Train
- 17 Trucks/Pick-ups/Vans

- 18 Wagons
- 19 Other Models

### DIVISION 566: Construction Sets

1. All entries must be secured to base and be clean.
2. General rules for open class apply to construction sets.
3. Open to Juniors under 13 only.

#### Class:

- 01 Lego's
- 02 Lincoln Logs
- 03 Tinker Toys
- 04 Snap Together Sets
- 05 Metal Construction Sets
- 06 Plastic
- 07 Other Construction Sets
- 08 Miscellaneous

### DIVISION 567: Collections

- 1 All items must be secured for display.
2. General Rules for Open Class apply.

3. No collection larger than 18" X 24" will be accepted.

#### Class:

- 01 Coin
- 02 Insects
- 03 Petrified Wood
- 04 Rope
- 05 Farm Equipment
- 06 Sports Cards
- 07 Models
- 08 Taxidermy
- 09 Scrapbook
- 10 Seed
- 11 Stamps
- 12 Rock
- 13 Indian Artifacts
- 14 Other
- 15 Buttons/Pins
- 16 Pens/Pencils

## Photography Department

### Rules:

1. All entries shall be the work of the exhibitor but negatives may be processed.
2. All prints will cover a minimum of 35 square inches (5X7) and must be matted, mounted or framed.
3. Exhibitors are limited to 2 entries per Class and each entry must be clearly marked on the back with title, name, address, telephone number and class in which entered. No more than 5 entries per person.
4. Professional photographers are invited to exhibit on a non-competitive basis only.
5. Each entry will be awarded a ribbon.  
There will be one "Best of Show" in Adult and Junior.
6. The department and judge reserve the right to reclassify entries deemed improperly classified, reject work for special reason such as size or other infringements of the rules.
7. Juniors limited to 18 years and under.
8. Class numbers same as Adult Division  
except number will be followed by the letter "A".

### DIVISION 568: Film

#### Class:

- 01 Action
- 02 Animals - big
- 03 Animals - small
- 04 Buildings
- 05 Flowers
- 06 Grouping of 3 or more
- 07 Landscapes
- 08 Other Photography

- 09 People
- 10 Portraits
- 11 Special Effects
- 12 Sports

### DIVISION 569: Digital

#### Class:

- 01 Action
- 02 Animals - big
- 03 Animals - small
- 04 Buildings
- 05 Flowers

- 06 Grouping of 3 or more
- 07 Landscapes
- 08 Other Photography
- 09 People
- 10 Portraits
- 11 Special Effects
- 12 Sport

# Open Class

## Bridging the Gap Department

This is a project that must be completed by a grandparent and grandchild (or "adopted" grandparent and grandchild). One entry per class per person please. Documentation and photos of project being done together is desired.

### DIVISION 570: Bridging the Gap

<b>Class:</b>		(canned or dried)	11	Cut Flowers (3 Stems)	
01	Needlework - Sewing	06	Craft	12	Potted plant from seed
02	Most Unusual	07	Photography	13	Woodworking
03	Knitting or Crocheted	08	Collections	14	Rubberstamp or Scrapbooking
04	Baking	09	Ceramics or Pottery	15	Other
05	Food Preservation	10	Garden Vegetable (3 or 5 if small item)		

## Ag Mechanics Department

### Rules:

1. Open to 4-H, FFA & Open Class Adults.
2. Project may consist of wood, metal or other structural components, or any combination thereof.
3. Must be built by owner.
4. Information to be provided: Name of builder, chapter or club, cost of materials, hours to complete and value of finished product.
5. Project will be entered by use and value.

### DIVISIONS:

<b>600</b>	Farm	01	FFA - Cost: \$300 and over to build	07	Open - Cost: \$300 and over to build
<b>601</b>	Shop	02	FFA - Cost: \$150 to \$299.00 to build	08	Open - Cost: \$150 to \$299.00 to build
<b>602</b>	Home	03	FFA - Cost \$0 to \$149.00 to build	09	Open - Cost \$0 to \$149.00 to build
<b>603</b>	Recreation	04	4-H - Cost: \$300 and over to build		
<b>Class:</b>		05	4-H - Cost: \$150 to \$299.00 to build		
		06	4-H - Cost \$0 to \$149.00 to build		

# Open Horticulture

Superintendent: Kelly & Willard Mears - 509.882.1898

### Schedule of Events

All booth reservations due July 31

All booths must be completed by 12 noon Tuesday

### Sunday at conclusion of the fair

All entries must be removed between 8 a.m. to 10 a.m.

### Monday of fair week

All booth preparation begins  
Haymaster Contest entries 7 a.m. - noon

## Organizational & Agricultural Booths Department

### Rules:

1. Groups should notify Willard Mears, 2941 Hornby Rd, Grandview, WA 98930 for reservations of a booth by July 31.
2. Booths will be 8 feet X 10 feet.
3. All booths may be worked on from 9 a.m. to 5 p.m. and 7 p.m. to 9 p.m., Monday, and displays must be completed by 12 noon on Tuesday , and be ready for judging.
4. All organizations must turn in a white entry card in order to receive premium payment.
5. Displays must not be removed until 8 a.m. to 10 a.m. Sunday.
6. Any Lower Valley organization is eligible to enter as long as space is available.

### DIVISION 700: Organizational & Agricultural Booths

#### Class:

- 01 Senior (\$60 assured each organization for entering)
- 02 FFA (\$30 assured each organization for entering)
- 03 FCCLA (\$30 assured each organization for entering)
- 04 Vocational Youth Clubs (\$30 assured each organization for entering)

### Prize:

- First Prize — \$150**
- Second Prize — \$125**
- Third Prize — \$100**

Entries will be judged on the following:

Originality	20 Points
Educational Value	30 Points
Quality and Diversity of Products	30 points
General Attractiveness	20 points

**Marie Combelic Memorial**  
*Best Booth Display*



Visit us for

- Updates • Announcements
- Entry forms and more!

[yvfair-rodeo.com](http://yvfair-rodeo.com)

**Check the Fair website  
for activity updates!**



# Open Class

## Fruits, Grains & Vegetables

### Rules:

1. All entries must be grown by the exhibitor and be this year's crop.
2. All exhibits must include a completed entry card and exhibit card in order to be judged.

### Jack Baird Memorial Trophy

*This trophy is given each year by the Yakima County Farm Bureau.*

*The trophy is to be presented to the junior exhibitor (16 & under) with the most blue ribbons in Open Class Fruits and Vegetables*

### Ben A. Perham Memorial Trophy

*Awarded to highest total point winner in open class fruit display.*

*This is a traveling trophy awarded to the winner each year.*

## Fruit Department

### Helpful Hints & Rules:

1. Fruit is generally judged according to size, quality, color, uniformity and trueness to variety type.
2. Fruit will be judged according to maturity at fair time, need not be completely ripened.
3. The best size to select is not the largest nor the smallest, but one which most properly represents the variety in market demand.
4. Quality should be of the highest. Fruits should be free of any bruises, blemishes, broken skin and generally should retain their stems.
5. Color should be characteristic of the variety. It may be brightened with a soft cloth, except prunes, plums and grapes should never be polished. It is best to leave the natural bloom. No oil or wax should be used to polish fruit.
6. Size and shape should be as uniform as possible, and without any irregularities.
7. Exhibits may be entered in trays or plates, both of which will be supplied by the fair. A tray is the equivalent of one tier of fruit in a standard box of packed fruit. Plates shall hold five unless otherwise indicated.

### DIVISION: Apples

**702** Plate of 5

**703** Tray Exhibit

#### Class:

- 01 Delicious Starking
- 02 Golden Delicious
- 03 Red Delicious
- 04 Top Red Delicious
- 05 Oregon Spur
- 06 Red Rome
- 07 Winesap
- 08 McIntosh
- 09 Other Varieties

### DIVISION 705:

**Grapes - Full Plate Display**

#### Class:

- 01 Concord
- 02 Campbell's Early
- 03 Delaware
- 04 Diamond
- 05 Monukkas
- 06 Niagara
- 07 Riesling
- 08 Thompson Seedless
- 09 Tokay
- 10 Other varieties

05 Red Haven

06 Sungold

07 Other varieties

### DIVISION: Pears

**708** Plate of 5

**709** Tray Exhibit

#### Class:

- 01 Anjou
- 02 Bartlett
- 03 Bosc
- 04 Other varieties

### DIVISION 704:

**Berries - One Hallock of Each**

#### Class:

- 01 Red Raspberries
- 02 Blackberries or Young Berries
- 03 Strawberries

### DIVISION: Peaches

**706** Plate of 5

**707** Tray Exhibit

#### Class:

- 01 Early Elberta
- 02 Gold Medal
- 03 J.H. Hale
- 04 Golden Jubilee

### DIVISION 710:

**Plums & Prunes - Plate of 10**

#### Class:

- 01 Italian
- 02 President
- 03 Santa Rosa
- 04 Standard
- 05 Other varieties

# Open Class

## Vegetable Department

### Simplot Soilbuilders' Trophy

*This trophy will be awarded annually to the person with the most entries in the Open Class Vegetable Department.*

#### Helpful Hints & Rules:

1. Root crops, including sugar beets, table beets, carrots, rutabagas, radishes, parsnips and turnips, should be washed free from dirt and the tops trimmed to 1 inch above the crown.
2. Cabbage should have the root cut and a few outer leaves removed.
3. Potatoes should be of average size (8 to 10 ounces) and uniform in shape and size.
4. No product should be oiled or waxed.
5. Threshed grains of all kinds should be plump and well matured, and screened from all foreign matter.
6. Uniformity in size and shape is desirable
7. All exhibits must be grown by the exhibitor and be this year's crop.

#### DIVISION 711: Vegetables

##### Class:

- 01 Beans, 4 pods, Baby Limas
- 02 Beans, 4 pods, Blue Lake Varieties
- 03 Beans, 4 pods, Green or Yellow Wax
- 04 Beans, 4 pods, Large Limas
- 05 Beans, 4 pods, Stringless Bush
- 06 Beans, 4 pods, Other varieties
- 07 Beans, 1/2 pint, dry and shelled in jar
- 08 Beans, 1/2 pint, red or white in jar
- 09 Beets, four Table Variety, with 1 inch on top
- 10 Broccoli, 2 stalks
- 11 Brussel Sprouts, best 6
- 12 Cabbage, one green head
- 13 Cabbage, one red head
- 14 Cantaloupe, one
- 15 Carrots, 2 stock (over 2" in dia.)
- 16 Carrots, 2 table (1-2" in dia.)
- 17 Cauliflower, one head
- 18 Celery, one bunch
- 19 Cucumbers, one Hungarian or Armenian,
- 20 Cucumbers, 2 Lemon
- 21 Cucumbers, 2 slicing
- 22 Cucumbers, 4 pickling
- 23 Cucumbers, 2 ripe (yellow or turning)
- 24 Dill, 2 stalks
- 25 Eggplant, one
- 26 Endive, 2 stalks
- 27 Garlic, 4 dried
- 28 Gourds, best general display
- 29 Ground Cherries, plate of 6
- 30 Horseradish, 2 roots
- 31 Kale, 1 stalk
- 32 Kohlrabi, White, one
- 33 Kohlrabi, Red, one
- 34 Leeks, 2
- 35 Lettuce, compact, one head
- 36 Lettuce, leaf, one head
- 37 Melon, Hale's Best, one
- 38 Melon, Hearts of Gold, one
- 39 Melon, Honeydew, one
- 40 Melon, other varieties, one
- 41 Muskmelon, one
- 42 Okra, 2

- 43 Onions, 4 Green
- 44 Onions, 2 Multiplier
- 45 Onions, 2 Red
- 46 Onions, 2 White
- 47 Onions, 2 Yellow
- 48 Parsley, one plant
- 49 Parsnips, 2
- 50 Peanuts, plate of 6
- 51 Peppers, 4 Hot Cayenne
- 52 Peppers, 4 Hot Jalapeno
- 53 Peppers, 4 Hot Red Chile
- 54 Peppers, 4 Hot, other varieties
- 55 Peppers, 2 Sweet Bell
- 56 Peppers, 2 Sweet Red
- 57 Peppers, 2 Yellow Bell
- 58 Peppers, Sweet, other varieties, 2
- 59 Potatoes, 2 Bliss Triumph
- 60 Potatoes, 2 Netted Gems
- 61 Potatoes, 2 Norgolds
- 62 Potatoes, 2 Reds
- 63 Potatoes, 2 other varieties
- 64 Pumpkin, one Field
- 65 Pumpkin, one pie
- 66 Radishes, plate of 6
- 67 Rhubarb, 2 stalks
- 68 Rutabagas, plate of 2
- 69 Salsify, 3 roots
- 70 Shallots, plate of 3
- 71 Spinach, 2 plants
- 72 Squash, one Banana
- 73 Squash, one Butternut
- 74 Squash, one Crookneck
- 75 Squash, one Danish or Acorn
- 76 Squash, one Golden or Red Hubbard
- 77 Squash, one Marblehead
- 78 Squash, one Royal Acorn
- 79 Squash, one True Hubbard
- 80 Squash, one White Scalloped
- 81 Squash, one Yellow Summer
- 82 Squash, one Zucchini
- 83 Squash, other varieties, one
- 84 Sugar Beets, 2 with tops
- 85 Swiss Chard, one stalk
- 87 Tomatoes, 2 Yellow Ripe variety
- 88 Tomatoes, 2 Red Ripe variety
- 89 Tomatoes, 4 small red Salad variety

- 90 Tomatoes, 4 Yellow Pear variety
- 91 Turnips, 2
- 92 Vegetable Spaghetti, one
- 93 Watermelon, one Klondike Green
- 94 Watermelon, one Klondike Striped
- 95 Watermelon, one Midget Hampshire
- 96 Watermelon, other varieties, one
- 97 Miscellaneous

#### DIVISION: Herbs

**712** Potted or Plate of Fresh

**713** Dried 1/4 Cup on Plate, in Water

##### Class:

- 01 Basil
- 02 Caraway
- 03 Catnip
- 04 Rosemary
- 05 Chives
- 06 Dill
- 07 Cilantro
- 08 Lemon Balm
- 09 Oregano
- 10 Parsley
- 11 Sage
- 12 Mint
- 13 Sweet Marjoram
- 14 Thyme
- 15 True Lavender
- 16 Miscellaneous Herbs

#### DIVISION 714: Decorative Vegetables - Potted

##### Class:

- 01 Herb
- 02 Kale
- 03 Peppers
- 04 Cucumbers
- 05 Beets
- 06 Carrots
- 07 Potatoes
- 08 Parsley
- 09 Swiss Chard
- 10 Endive
- 11 Bush Beans
- 12 Tomato

#### DIVISION 715: Miscellaneous

##### Class:

- 01 Artichokes, 2 Jerusalem or California
- 02 Miscellaneous or Unusual vegetable

## Specialties Department

### DIVISION 716: Special Premiums

Largest Watermelon and Pumpkin prized on weight

#### Class:

- 01 Largest Apple, any variety
- 02 Largest Cabbage, head not split
- 03 Largest Cantaloupe
- 04 Largest Carrot
- 05 Largest Celery bunch
- 06 Largest Cucumber
- 07 Largest Egg Plant
- 08 Largest Gourd
- 09 Largest Ear of Corn
- 10 Largest Grape bunch, Concord
- 11 Largest Grape bunch, Delaware
- 12 Largest Grape bunch, Early Campbell's
- 13 Largest Grape bunch, Niagara
- 14 Largest Grape bunch, Thompson Seedless
- 15 Largest Grape bunch, Wine grapes
- 16 Largest Grape bunch, other varieties

- 17 Largest Green Pepper, sweet
- 18 Largest Kohlrabi
- 19 Largest Melon
- 20 Largest Onion
- 21 Largest Peach
- 22 Largest Pear
- 23 Largest Potato
- 24 Largest Pumpkin
- 25 Largest Radish
- 26 Largest Rhubarb Stalk
- 27 Largest Squash, Hubbard
- 28 Largest Squash, Zucchini
- 29 Largest Squash, other varieties
- 30 Largest Sugar Beet
- 31 Largest Sunflower Head
- 32 Largest Table Beet
- 33 Largest Green Tomato
- 34 Largest Red Ripe Tomato
- 35 Largest Turnip
- 36 Most varieties of Grapes produced by one owner
- 37 Tallest Corn Stalk

- 38 Tallest Sunflower Stalk
- 39 Largest Watermelon
- 40 Largest Garlic
- 41 Largest Stalk of Dill
- 42 Largest Parsnip
- 43 Miscellaneous

### DIVISION 717:

#### Special Arrangements

#### Class:

- 01 Artistic Arrangement using vegetable plant material
- 02 Artistic Arrangement using fruit.

#### **Willard and Cathy Mears Trophy**

*Grandview*

*Trophy for the best individual garden entry in Open class*

# Open Class

## Grains and Forage Crops Department

### Rules:

1. Quality must be U.S. No. 1 Commercial Grade or better.
2. Use 1/2 pint Mason Jars.
3. Irrigated and dryland judged separately

### DIVISION 718: Ear Corn

#### Class:

- 01 Popcorn varieties, 2 ears
- 02 Squaw Corn, 2 ears
- 03 Yellow Sweet Corn, 2 ears

### DIVISION 719: Grains and

#### Sheaf Grains

Sheaves should be about four inches in diameter at the base and tied in three pieces

#### Class:

- 01 Barley, bearded, 6 row
- 02 Barley, beardless, 6 row
- 03 Barley, 2 row
- 04 Oats
- 05 Rye
- 06 Sorghum, grain, 10 heads
- 07 Wheat, bearded
- 08 Wheat, beardless

### DIVISION 720: Grains

#### Class:

- 01 Barley

- 02 Corn, Yellow Dent, Shelled
- 03 Oats
- 04 Rye
- 05 Wheat, Spring
- 06 Wheat, Winter

### DIVISION 721: Sheaf Grasses

#### & Legumes

Judging will consider leafiness and quality in addition to height. Sheaves should be about four inches in diameter at the base and tied in three places.

#### Class:

- 01 Bluegrass, Kentucky
- 02 Fescue, Red
- 03 Fescue, Tall
- 04 Millet
- 05 Orchard Grass
- 06 Sudan Grass
- 07 Timothy
- 08 Wheatgrass
- 09 Sweet Clover, White
- 10 Alfalfa

- 11 Clover, Ladino
- 12 Clover, Red
- 13 Clover, White Dutch
- 14 Vetch
- 15 Broom grass

### DIVISION 722: Grasses and Legume Seed

#### Class:

- 01 Alfalfa, one quart
- 02 Alts Fescue, one quart
- 03 Crested Wheat Grass, one quart
- 04 Marion Blue Grass, one quart
- 05 Orchard Grass, one quart
- 06 Red Clover, one quart

### DIVISION: Hops

**723** Displayed on Plates

**724** Hanging Cluster with Vine

#### Class:

- 01 Cascades
- 02 Early varieties
- 03 Late varieties
- 04 Other varieties

## Alfalfa Haymaster Contest

*Winner will be crowned*

*Yakima Valley Fair Haymaster of the Year.*

### Rules:

1. Exhibitors must bring 3 bales of hay to Fairgrounds on Monday. Entries will be accepted from 7 a.m. to 12 noon that day.
2. The alfalfa must have been produced on the exhibitor's farm.
3. At time of entry, the hay will be core sampled and the sample will be sent to Ag Health Labs, Sunnyside, WA for analysis. This will be done to determine crude protein, acid detergent fiber, ash and moisture.
4. After core test has been taken, the exhibitor can choose from his 3 bales, an 18" center section from one bale, which will be displayed and further judged visually. The remaining hay can then be taken home or can be donated to the fair. All donated hay will then be auctioned off at the 4-H and FFA livestock sale. All process will be used for youth projects on the grounds.
5. Hay may be from any cutting grown this year. Please tell which cutting at entry time.

### DIVISION 725: Baled Alfalfa Hay

#### Class:

- 01 Awards for Visual Judging - Hay of like cuttings will be judged against each other
- 02 First Cutting
- 03 Second Cutting
- 04 Third Cutting
- 05 Any Other Cutting
- 06 Grass Hay

#### Awards for Tested Hay

*1st Place - Haymaster Trophy*

*2nd Place - Red Rosette*

*3rd Place - White Rosette*

*All others will receive participation ribbons*

#### Pioneer Hi-Bred International, Inc

*2022 WE Hemlock, Portland OR 97214*

*Haymaster Trophy and 1 bag of seed*

*Awards for Visual:*

*1 bag of seed to 1st place in each cutting*

#### Ribbons For Each Cutting

*1st Place - Blue*

*2nd Place - Red*

*3rd Place - White*

# Open Class Floriculture

Superintendent: Bob Fay - 509.830.6074

### Rules:

1. Entry cards at the door. Those wishing to pre-enter may obtain cards from the Grandview Herald or complete entries online at [www.yvfair-rodeo.org](http://www.yvfair-rodeo.org).
2. All entries must be placed from 5:00 to 9:00 p.m. on Tuesday of fair week. Judging begins late Tuesday evening.
3. Entries may be picked up on Sunday from 8 a.m. to 10 a.m.
4. Bottles are furnished for cut flower specimens
5. Exhibitors in Artistic Design Classes provide own containers.
6. Flowers should be hardened by putting in warm water as soon as cut. Let set several hours or overnight. Late afternoon or early morning is best time to cut. Seven-Up helps to perk flowers up.
7. Specimens must be grown by exhibitor, except dried. Exhibitors are encouraged (specimens or designs) to change their flowers to keep the show looking fresh. Any deteriorated specimens will be removed and destroyed. Deteriorated designs will be removed and held for pickup at release time.
8. No plastic, paper, or artificial plant material.
9. Accessories permitted in all designs. The fair management will not be responsible for the loss of containers or accessories.
10. Competition is open to the public, all ages.
11. If any entrant has over 15 entries, the latest they can enter is 1/2 hour before deadline.
12. FLORICULTURE IS JUDGED ON THE AMERICAN SYSTEM (which means there is only one first, second and third place winner in each class).
13. YOUTH ENTRIES WILL BE JUDGED DANISH (same scale of points but on own merit).
14. This year's theme "Country Pride, Valley Wide".
15. Novice Designer - won fewer than 10 blue ribbons. Judging will be Novice against Novice.
16. People's Choice Ribbons will be awarded for Advanced and Novice Design Division and Youth Designs. The winner will be determined by popular vote. Public may cast vote when the show opens until 5:00 p.m. on Friday. Ribbons will be awarded Friday evening.

## Open Class

### Adult Awards

*SPECIAL AWARDS & SPONSORS will be posted in the Open Class Building(s)*

### Youth Awards

SPECIAL AWARDS & SPONSORS will be posted in the Open Class Building(s)

## Adult Floriculture Department - Specimen Exhibits

### Rules:

1. Flowers under 1/2", 3 stems and flowers 1 1/2" and over , 1 stem.
2. Each class may have as many entries as you have different colors. You must ADD color letter to Class number.

B	Blue
Bi	Bi-color
BR	Bronze or brown
C	Cream
G	Gold
GR	Green
L	Lavender
O	Orange
PK	Pink
P	Purple
R	Rose
RD	Red
S	Salmon
W	White
Y	Yellow
VG	Variegated

### DIVISION 800: Annuals

#### Class:

01	Aster Crego, 3 stems
02	Asters Powder Puff, 3 stems
03	Asters Fluffy types, 3 stems
04	Asters other, 3 stems
05	Carnations, 3 stems
06	Cosmos, 3 stems
07	Celosia, Cockscomb, 1 stem crested
08	Celosia, Cockscomb, 1 stem feathered
09	Scabiosa, 3 stems
10	Snapdragon, Rocket type, 3 stems
11	Snapdragon, Butterfly type, 3 stems
12	Snapdragon, Dwarf, 3 stems
13	Strawflower, fresh, 3 stems, mix color okay
14	Statice, fresh, 3 stems, mix color okay
15	Verbena, 3 stems
16	Salvia, 3 stems
17	Nasturtiums with leaves, 3 stems
18	Calendula, Pot Marigold, 3 blooms
19	Cornflowers, Bachelor Buttons, 3 stems
20	Sunflower, 1 variety annual not listed, 3 stems
21	Amaranth
22	Trailing Braghan
23	African Daisy
24	Geranium
25	Any Annual not listed, 3 stems

### DIVISION 801: Bouquets Annuals

#### Class:

01	Bouquet of Celosia
02	Best Bouquet - mixed Annuals - one color
03	Best of Asters, mixed bouquet
04	Sunflower Arr. 1 variety
05	Colosia
06	Amaranth - Love Life Bleeding

07 Best Bouquet - mixed

### DIVISION 802: Marigolds

#### Class:

01	Large Carnation Flowered, 3 blooms
02	Large Mum Flowered, 3 blooms
03	Medium Inca, 3 stems
04	Marigolds, Mixed, best vase of large
05	Double Dwarf, 5 blooms
06	Dwarf Single, 5 blooms
07	Marigolds Mixed, best vase of dwarfs
08	Other Marigolds not listed, 3 blooms

### DIVISION 803: Petunias

#### Class:

01	Single Best Vase
02	Fringed or Ruffled Best Vase
03	Double Best Vase
04	Grandiflora Single, 1 bloom
05	Grandiflora Double, 1 bloom
06	Multiflora, 1 Spray, bloom size 3-1/2", including bedding, dwarf, cascade
07	Wave Petunia, 1 bloom
08	Other Petunia, 1 bloom

### DIVISION 804: Zinnias

#### Class:

01	Giants of California, 1 bloom
02	Dahlia Flowered, 4"-5" diameter (3"-4" deep), 1 bloom
03	Medium Dahlia flowered (includes cut and come again), 3 stems
04	Cactus type, blooms, same color
05	Dwarf Ball (Pompom, Lilliput, Cupid), 3 blooms
06	Multicolor (Mexican, Persian, Navajo), 3 blooms
07	Other Zinnias, 3 blooms
08	Best Bouquet Large Types - single color or mixed colors
09	Small Zinnia type

### DIVISION 805: Perennials

#### Class:

01	Daisies, Shasta, Alaska Type, 3 blooms
02	Daisies, Shasta, Esther Reed Type, 3 blooms
03	Daisies Gloriosa, 3 blooms
04	Other Daisies, 3 blooms
05	Achillea, yarrow, 3 stems, one color
06	Carnations, 3 blooms
07	Dianthus, Pinks 5 blooms
08	Gaillardia, 3 blooms
09	Hydrangea, 1 bloom

# Open Class

- 10 Perennial Aster, 3 stems
- 11 Delphinium, 1 stem
- 12 Phlox, 1 stalk
- 13 Lavender, 3 stems
- 14 Best Bouquet Chrysanthemums
- 15 Chrysanthemum, Large Pompom, 1 bloom
- 16 Chrysanthemum Decorative, 3 blooms
- 17 Chrysanthemum Spider, 1 bloom
- 18 Chrysanthemum Other, 3 blooms
- 19 Any Perennials not listed, 1 stem
- 20 Perennial mixed bouquet
- 21 Perennial bouquet, one color

## DIVISION 806: Dahlias

1 bloom and attached foliage

### Class:

- 01 Formal Decorative 8" & over, 1 bloom
- 02 Informal Decorative, 1 bloom
- 03 Cactus, 1 bloom
- 04 Ball, 3 blooms
- 05 Collaret's, 3 blooms
- 06 Pompom, 3 blooms
- 07 Novelty, 3 blooms
- 08 Best Bouquet of Small Dahlia
- 09 Water Lily, 3 blooms
- 10 Best Vase of Mixed Dahlia - mix color and size
- 11 Best Bouquet of Same Colors - large size
- 12 Seeding Dahlia, 3 blooms

## DIVISION 807: Gladiolus

1 stalk only

### Class:

- 01 Miniature or Small (florets less than 2-1/2")
- 02 Medium (2-1/2" to 5-1/2")
- 03 Giant (5-1/2" & up)

- 04 Novelty
- 05 Best Mix Bouquet Gladiolus - single color or mix color

## DIVISION 808: Bulbous Flower

### Class:

- 01 Canna, 1 bloom
- 02 Tuberous Begonia, 1 bloom
- 03 Lily, 1 stem
- 04 Other, 1 stem
- 05 Crocosmia
- 06 Asiatic Lily
- 07 Oriental Lily

## DIVISION 809: Roses

Should be 1/2 to 2/3 open, foliage attached

### Class:

- 01 Hybrid Tea, 1 bloom
- 02 Vase or Bowl, 1 Color, Hybrid Tea
- 03 Floribunda, 1 spray or bloom according to size
- 04 Grandiflora, 1 bloom (may have side buds)
- 05 Bowl or Vase of Mix Colors - any type or roses
- 06 Miniature, 1 bloom
- 07 Miniature, 1 spray
- 08 Best Vase of Miniatures
- 09 Other Type (specify 1 bloom or spray)

## DIVISION 810: Succulents

### Class:

- 01 Cactus Dish Garden
- 02 Single Cactus Potted
- 03 Hens/Chicks
- 04 Sedum
- 05 Any other succulent

# Potted Plants Department

## DIVISION 811: Flowering Plants

Indoor/Outdoor

### Class:

- 01 African Violet
- 02 Gerbera w/ Gagania Daisy
- 03 Geranium - Scented
- 04 Geranium - Regular
- 05 Lantana
- 06 Impatiens
- 07 Other Types
- 08 Phlox

## DIVISION 812: Potted

Container/Hanging Plants

Indoor/Outdoor

2" to 14" container size - must be in bloom for flowering

### Class:

- 01 Succulents

- 02 Flowering
- 03 Foliage
- 04 Mixed Combination
- 05 Herbs
- 06 Ferns
- 07 Other Types

## DIVISION 813: Planter-Box or Hanging Baskets Indoor/Outdoor

### Class:

- 01 Annual Flowering Plants
- 02 Perennial Flowering Plants
- 03 Mixed Annual & Perennial Flowering Plants
- 04 Herbs
- 05 Miniature Roses
- 06 Any Other



# Open Class

## Flower Designs & Bouquets Department

### DIVISION 815: Artistic Designs

Designer Choice of design type and plant materials to be staged within a space of 24" x 30" on a 30" high table.

#### Class:

- 01 "Splendor of Summer" - Artistic Design viewed from all sides.
- 02 "Summer Breeze" - Creative Design

### DIVISION 816: Flower Arrangement or Planter

#### Class:

- 01 Design featuring show theme
- 02 Planter featuring show theme

### DIVISION 817: Floral Bouquets

#### Class:

- 01 Annuals
- 02 Perennials
- 03 Roses
- 04 Mixed
- 05 Herbs
- 06 One of a kind

### DIVISION 818: Herbs

#### Class:

- 01 Lavender, 3 stems
- 02 Lavender Wreath
- 03 Mixed Herb Bouquet
- 04 Mixed Herb Wreath
- 05 Single Herb Planter
- 06 Mixed Herb Planter

## Youth Floriculture

### Information:

1. 12 years and under - 2 stems required
2. Youth Divisions:
  - Youth: 7 - under
  - Juniors: 8-12 years
  - Advanced: 13-18 years

### DIVISION 823: Potted Plants/Planters - Indoor/Outdoor

#### Class:

- 01 Mixed
- 02 Single

### DIVISION 819: Flowers

#### Class:

- 01 Zinnias
- 02 Petunias
- 03 Asters Geranium
- 04 Rose - all types
- 05 Marigolds - all types
- 06 Bouquet - one type flower
- 07 Bouquet - two types of flower
- 08 Planter or Hanging Basket
- 09 Any other flower not listed.

### DIVISION 820:

#### Artistic Designs

Designer Choice of design type and plant materials to be staged within a space of 24" x 30" on a 30" high table.

#### Class:

- 01 "Splendor of Summer" - Artistic Design viewed from all sides.
- 02 "Summer Breeze" - Creative Design

### DIVISION 821: Flower Arrangement or Planter

#### Class:

- 01 Design featuring show Theme
- 02 Planter featuring show theme

### DIVISION 822: Creature Critters

All body parts have to be made from plant material and attached with plan material including sticks and toothpicks. NO GLUE!

#### Class:

- 01 All Vegetable Critter
- 02 Critter made with driftwood, vegetables and/or flowers
- 03 Critter designed using flowers

# Youth Division Home Economics

For schedule of events, see event schedule near beginning of premium book.

**Rules:**

1. All exhibits must be in place by 1 p.m. on Tuesday of fair week. Exhibits may be picked up on Sunday between 8 a.m. and 10 a.m.
2. **ALL Groups THAT HAVE ENTRIES MuST HELP WITH BuILDING SuPERVISION; SIGN uP WITH SuPERINTENDENT.**
3. All possible care will be taken to safeguard the entries but no responsibility will be assumed for damage or loss of the exhibit.
4. Only Blue Ribbon exhibits will merit special awards.
5. Rosettes, gift certificates or baskets may be given to several outstanding exhibits.
6. All labels must be firmly attached to entries before arrival.

## DIVISION 700: Club Booths

See page 15 for rules – Organizational & Agricultural Booths

# Youth Division

## DIVISION 403: Promotional Poster

Open to all youth.  
One entry per class.

**Class:**

- 01 Age 7 & Under
- 02 Junior
- 03 Intermediate
- 04 Senior

## DIVISION 405: Scrapbook

**(Must contain at least 5 new pages a year)**

Open to all youth.  
One entry per class.

**Class:**

- 01 Age 7 & Under
- 02 Junior
- 03 Intermediate
- 04 Senior

## DIVISION 406: 7 & Under

Open to ages 5-7 (Age determined by age on October 1 of the past year.)

Their work will be displayed.

*These exhibits will receive feedback and receive a participation ribbon.*

**Class:**

- 01 Sewing item(s)
- 02 Cooking item(s)
- 03 Craft item(s)
- 04 Miscellaneous item(s)

## DIVISION 407: Clothing and Textiles

Open to youth with clothing projects.

No limit on how many entries, but must be a different fabric and/or pattern.

**MAKE SURE THAT WASHING INSTRUCTIONS ARE PINNED ON EACH ENTRY.**

**Class:**

- |    |                                  |    |                          |
|----|----------------------------------|----|--------------------------|
| 01 | Drawstring Bag                   | 19 | Skirt with Zipper        |
| 02 | Pin Cushion                      | 20 | Shorts with Zipper       |
| 03 | Potholder                        | 21 | Pants with Zipper        |
| 04 | Placemat                         | 22 | Blouse                   |
| 05 | Stuffed Toy                      | 23 | Shirt                    |
| 06 | Belt                             | 24 | Pajamas                  |
| 07 | Purse/Bag                        | 25 | Nightgown                |
| 08 | Halter Top                       | 26 | Jumper                   |
| 09 | Patchwork Item                   | 27 | 1 or 2 pc. Long Dress    |
| 10 | Unlined Vest                     | 28 | 1 or 2 pc. Short Dress   |
| 11 | Lined Vest                       | 29 | Coordinated 2 pc. Outfit |
| 12 | Unlined Elastic Waistband Skirt  | 30 | Jacket Lined or Unlined  |
| 13 | Lined Elastic Waistband Skirt    | 31 | Sundress                 |
| 14 | Unlined Elastic Waistband Shorts | 32 | Short Formal Dress       |
| 15 | Lined Elastic Waistband Shorts   | 33 | Long Formal Dress        |
| 16 | Unlined Elastic Waistband Pants  | 34 | Accessory                |
| 17 | Lined Elastic Waistband Pants    | 35 | Quilt/Quilted item       |
| 18 | Vest with Zipper                 | 36 | Miscellaneous            |

# Youth Division

## DIVISION 408: Baked Foods

No limit on how many entries, but must be different recipe prepared and baked by exhibitor. **NO COMMERCIAL MIXES. RECIPES ARE REQUIRED FOR ALL ENTRIES.**

**BRING BAKED FOODS ON PAPER PLATES IN A ZIPLOC-TYPE BAG, NO PANS OR GLASS DISHES.** Do not use cupcake papers with muffins.

Class:			
01	Items made with whole grain	11	Candy Taffy - 4 per plate
02	Cookies - 4 per plate	12	Candy Almond Rocha - 4 per plate
03	Cake - 1/3 or 4 cupcakes	13	Candy Peanut Brittle - 4 per plate
04	Quick Breads - in loaf or	14	Candy Mints - 4 per plate
4 rolls, muffins		15	Candy others - 4 per plate
05	Yeast Breads - 1/2 loaf or	16	Any other baked products
4 rolls		17	Recipe File - Each year adds ten new recipes
06	Decorated Baked Product - decorated cake (may use commercial),		in a variety of categories, written or cut out and tested by
cookie, etc.			exhibitor. New recipes should be filed together
07	Nutritious Snack - granola, fruit leather, etc.	18	Microwave items
08	Candy Divinity - 4 per plate		
09	Candy Caramels - 4 per plate		
10	Candy Fudge - 4 per plate		

### Honey Award

*Lee & Arlene Massey*

*Entries must be made partially or all  
of honey as a sweetener agent.  
Recipes must accompany entry.*

## DIVISION 409: Food Preservation

### Canned Food Rules:

1. All canned products must follow procedures and processing recommendations in current Extension bulletins Canning Fruits - PNW 199; Canning Vegetables - PNW 172; Canning Tomatoes and Tomato Products - PNW 300; Canning Salsas - PNW 395; Pickling - PNW 355; Canning Meat, Poultry & Game - PNW 361; Canning Seafood - PNW 194 and Canning Smoked Fish - PNW 450. Check with Extension for other USDA approved 451 sources.
2. Exhibitors may enter as many exhibits as you wish. Each entry must be from a different recipe. State on entry form exact type of exhibit. Food must be canned during the current year.
3. Enter only researched recipes (found in the above bulletins) for all pickles, relishes and tomato-vegetable mixtures.
4. All canned tomatoes must follow current recommendations in above bulletins. State on label if raw or hot packed and if processed in a weighted gauge or dial gauge pressure canner or in a boiling-water canner.
5. You must know your altitude to determine a safe processing time or canner pressure for canning foods. (Contact Soil Conservation Service.) Put your altitude on the label!
6. Directions for canning specify a 1/4-inch headspace for jams and jellies, 1/2-inch for fruits and tomatoes processed in boiling-water canner and 1 to 1-1/4 inches for low-acid foods processed in a pressure canner.
7. Process all jams and jellies 10 minutes in a boiling-water canner (or sterilize jars and process 5 minutes).
8. Make your own label. Put as much information as possible on the label. Include product name, date of preservation, packing method (raw packed or hot packed), processing method (if boiling water canner, dial gauge pressure canner or weighted gauge pressure canner), pounds pressure used if pressure canned, processing time, and altitude).
9. Attach label to jar.

10. Products with no label, incomplete information on label, unsealed jars or unsafe processing methods or times stated on label may be disqualified.

Example - Food: Apples

Pretreatment: None used  
Drying Method: Dehydrated  
Drying Time: 1 day  
Date Dried: August 2, 2016

### Dried Foods and Herbs Rules:

1. Amount should be 1/2 cup, except fruit leather should be 2" X 4" piece.
2. All dried food products must have a label indicating product name, pretreatment, drying method used (sun, oven, dehydrator) and date preserved. If no pretreatment is used, state "no pre treatment". Any inappropriate dehydrated food will be disqualified.
3. All exhibits must be entered in plastic Ziploc type bags.
4. May enter up to 8 fruits, 8 vegetables and 8 herbs.

#### Class:

01	Canned Fruit
02	Canned Jelly or Jam
03	Canned Sauce or Salsa
04	Canned Vegetables
05	Dried Fruits
06	Dried Herbs
07	Dried Vegetables
08	Fruit Leather
09	Miscellaneous

## Youth Division

### DIVISION 410: Creative Arts & Crafts

All projects must be completed. Enter as many items as you wish. All models must be labeled. Labels must be firmly attached.

Class:			
01	Models	05	Needlework
02	Ceramics/Fimo	06	Painting/Drawing
03	Wood/leather	07	Holiday
04	Jewelry	08	Floral Arrangements
		09	Miscellaneous

### DIVISION 411: Photography

**PRINT MuST HAVE BEEN TAKEN DuRING CuRRENT YEAR, ENTRIES MuST BE MATTED OR FIRMLY ATTACHED TO WHITE POSTERBOARD. NO FORM MOUNTING.** Photos may be color or black & white. (Exhibitor may only enter 2 exhibits per class number)

Class:			
01	People/Animal Photograph	05	Close-up Photograph
02	Flash Photograph	06	Scrapbook (must have at least 5 pages new each year. Does not have to be specific to 4-H)
03	Action Photograph	07	Photo Album (must have at least 5 pages new each year. Does not have to be specific to 4-H)
04	Print Using Existing Light	08	Photographer's Choice

## Ag Mechanics Department


### Rules:

1. Open to Open Class Youth & Adults.
2. Project may consist of wood, metal or other structural components, or any combination thereof.
3. Must be built by owner.
4. Information to be provided: Name of builder, chapter or club, cost of materials, hours to complete and value of finished product.
5. Project will be entered by use and value.

### DIVISIONS:

- 600 Farm
- 601 Shop
- 602 Home
- 603 Recreation

Class:			
01	Youth- Cost: \$300 and over to build	04	Open - Cost: \$300 and over to build
02	Youth - Cost: \$150 to \$299.00 to build	05	Open - Cost: \$150 to \$299.00 to build
03	Youth - Cost \$0 to \$149.00 to build	06	Open - Cost: \$0 to \$149.00 to build



Visit us for

- Updates • Announcements
- Entry forms and more!

[yvfair-rodeo.com](http://yvfair-rodeo.com)

**Check the Fair website  
for activity updates!**

## Youth Horticulture

### General Rules:

1. All exhibits to be entered on TUESDAY for 9 a.m. to 1 p.m. They must be left in place until 8 a.m. to 10 a.m. Sunday.
2. Only articles listed in the premium book and fulfilling specifications will be accepted for exhibit.
3. Open class guidelines for fruits and vegetables for exhibit may be followed.
4. Premium will be paid on one entry per class number.

### Youth age 7 & Under Garden vegetables

This class is open to all boys and girls in K, 1st and 2nd Grades. Division and Class number will be the same as the Youth classes. A Rainbow Ribbon and 5 points will be awarded to each exhibit.

### Don & Barbara Olmstead Award

*Presented to the Exhibitor with the most blue ribbons in horticulture.*

### Garden Excellence Trophies

*These trophies will be awarded on the basis of combined scores of the Garden Judging contest, Record Book Contest and percentage of blue ribbons on fruits and vegetable exhibits.*

### Peggy S. Jones Memorial Trophy

*Presented to the Exhibitor with most premium points*

### DIVISION 750: Fruits

#### Class:

- 01 Apples - plate of 5 (any variety)
- 02 Berries - Hallock (any variety)
- 03 Blue Grapes - plate of 3 bunches (any variety)
- 04 Red Grapes - plate of 3 bunches (any variety)
- 05 White Grapes - plate of 3 bunches (any variety)
- 06 Peaches - Plate of 5 (any variety)
- 07 Pears - Plate of 5 (any variety)
- 08 Plums - Plate of 10 (any variety)
- 09 Miscellaneous

### DIVISION 751: Garden Vegetables

#### Class:

- 01 Beans - 4 pods per plate, green or yellow (snap stage)
- 02 Beans - 4 pods per plate, green or yellow (shelling stage)
- 03 Beans - 1/2 pint shelled (dry)
- 04 Beans - 1/2 pint shelled (non-dry)
- 05 Beets - Baby 3 per plate (greatest diameter 1 1/2")
- 06 Beets - Table, 3 per plate (1 1/2 to 3 1/2")
- 07 Broccoli - 2 stalks
- 08 Brussels sprouts - 2 per plate
- 09 Cabbage - 1 head, red
- 10 Cabbage - 1 head, green
- 11 Cantaloupe - 1
- 12 Carrots - Baby, 4 per plate (greatest diameter 1")
- 13 Carrots - Stock, 2 per plate (over 2" in diameter)
- 14 Carrots - Table, 2 per plate (1 to 2" in diameter)
- 15 Cauliflower - 1
- 16 Corn - Field Variety, 2 ears per plate
- 17 Corn - Field, 2 stalks
- 18 Corn - Popcorn, 2 ears per plate

- 19 Corn - Sweet Variety, 2 ears per plate (roasting stage)
- 20 Corn - Sweet Variety, 2 ears per plate (past roasting stage)
- 21 Corn - Sweet, 3 stalks
- 22 Corn - Squaw, 2 ears per plate
- 23 Cucumbers - Pickling, 4 per plate (2 to 5" long)
- 24 Cucumbers - Slicing, 2 per plate (6" or longer)
- 25 Cucumbers - Slicing, Ripe, 2 per plate (yellow or turning yellow)
- 26 Dill - 3 stalks
- 27 Egg Plant - 1
- 28 Endive - 2 stalks per plate
- 29 Garlic - 4 bulbs per plate
- 30 Ground Cherries - plate of 6
- 31 Horseradish - 2 roots per plate
- 32 Kale - 1 stalk
- 33 Kohlrabi - 1 per plate
- 34 Lettuce - 1 head per plate
- 35 Muskmelon - 1
- 36 Onions - green, 6 per plate
- 37 Onions - Red, 3 per plate (dry)
- 38 Onions - White, 3 per plate (dry)
- 39 Onions - Yellow, 3 per plate (dry)
- 40 Parsley - 1 plant
- 41 Parsnips - 2 per plate (1 1/2 to 3 1/2" in diameter)
- 42 Peppers - Chile or Small Pungent, 6 per plate
- 43 Peppers - Green, sweet, 2 per plate
- 44 Peppers - Red, 3 per plate
- 45 Potatoes - Long Red, 2
- 46 Potatoes - Long White (except Netted Gems), 2
- 47 Potatoes - Netted Gems, 2
- 48 Potatoes - Round Red, 2
- 49 Potatoes - Round White, 2
- 50 Pumpkin - Connecticut Field, 1
- 51 Pumpkin - Pie, 1
- 52 Pumpkin - other variety

# Youth Division

- 53 Radishes - 6 per plate (tops cut 1/2" long)
- 54 Rhubarb - 2 stalks per plate
- 55 Rutabagas - 3
- 56 Salsify - 3 per plate
- 57 Spinach - 2 plants (cut off just below crown)
- 58 Squash - 1 Banana
- 59 Squash - 1 Blue Hubbard
- 60 Squash - Crookneck (skin penetrable by the thumbnail)
- 61 Squash - Danish or Acorn (green or yellow)
- 62 Squash - 1 Golden Hubbard
- 63 Squash - 1 Kitchenette Hubbard
- 64 Squash - 1 Marblehead
- 65 Squash - 1 Scalloped (skin penetrable by thumbnail)
- 66 Squash - 1 Table Queen
- 67 Squash - 1 True or Green Hubbard
- 68 Squash - 1 vegetable Marrow, such as Zucchini (skin penetrable by thumbnail)
- 69 Squash - other variety, 1
- 70 Sugar Beets - 2
- 71 Swiss Chard - 1 stalk
- 72 Tomatoes - green variety, 2 per plate
- 73 Tomatoes - red ripe variety, 2 per plate
- 74 Tomatoes - small variety, green, 4 per plate
- 75 Tomatoes - small variety, ripe, 4 per plate
- 76 Turnips - 3
- 77 Watermelon - 1
- 78 Any miscellaneous vegetable

## DIVISION 752: Special Premiums

### Class:

- 01 Largest Cabbage (not cracked)
- 02 Largest Carrot
- 03 Largest Cucumber
- 04 Largest Muskmelon
- 05 Largest Onion
- 06 Largest Squash, Zucchini
- 07 Largest Squash, other variety
- 08 Largest Sunflower Head
- 09 Largest Tomato, red
- 10 Largest Watermelon
- 11 Tallest Corn Stalk
- 12 Tallest Sunflower Stalk
- 13 Miscellaneous

## DIVISION 753: Container Garden

Vegetables grown in containers

### Class:

- 01 Beans
- 02 Carrots
- 03 Egg Plants
- 04 Lettuce
- 05 Peppers
- 06 Potatoes
- 07 Radish
- 08 Spinach
- 09 Tomatoes
- 10 Miscellaneous

## DIVISION 754: Potted or Plate of Fresh Herbs

Vegetables grown in containers, in water

### Class:

- 01 Catnip
- 02 Chives
- 03 Dill
- 04 Oregano
- 05 Parsley
- 06 Peppermint
- 07 Sage
- 08 Spearmint
- 09 Sweet Marjoram
- 10 Thyme
- 11 True Lavender
- 12 Miscellaneous

## DIVISION 755: Dried Herbs

Enter on plates and covered with plastic wrap.

### Class:

- 01 Catnip
- 02 Chives
- 03 Dill
- 04 Oregano
- 05 Parsley
- 06 Peppermint
- 07 Sage
- 08 Spearmint
- 09 Sweet Marjoram
- 10 Thyme
- 11 True Lavender
- 12 Miscellaneous

## DIVISION 756: Flowers in Containers

Open to all youth who did flower container gardening as a current year project.

### Class:

- 01 African Violets
- 02 Geraniums
- 03 Impatiens
- 04 Annual planter box
- 05 Perennial planter box
- 06 Mixed Annual & Perennial box
- 07 Miniature Rose
- 08 Hanging Baskets
- 09 Miscellaneous

## DIVISION 757: Potted House Plants

Plants must be exhibited in containers as single plants or in groups as in terrariums or cactus gardens.

### Class:

- 01 Dieffenbachia
- 02 Philodendron
- 03 Ivy
- 04 Coleus
- 05 Fern
- 06 Cactus

## Youth Division

- 07 Jade
- 08 Aloe
- 09 Begonia
- 10 Palm
- 11 Cactus Garden
- 12 Terrarium
- 13 Miscellaneous

### DIVISION 758: Garden Educational Displays

#### Class:

- 01 Vegetable Garden - Display shows skills learned in Gardening project
- 02 Experimental Garden - Teaching display showing results of Experimental Gardening
- 03 Production Garden - Report using visuals about member's Production Garden

### DIVISION 759: Entomology

Youth may exhibit items he/she has made during the current year and used in project work and insect specimens he has collected during the current year, such as those listed in the following classes.

#### Class:

- 01 Killing Jar
- 02 Collecting Box
- 03 Pinning Box
- 04 Insect Collecting Net
- 05 Insect Spreading Board (Points Blue 15 & Red 10)
- 06 Insect Collection containing 25 insects (Points Blue 25, Red 20)
- 07 Exhibit the life stages from egg to adult of insect

- 08 Insect collection preserved in plastic
- 09 Insect collection mounted and named, including order and family, 50 insects involving 10 orders

### DIVISION 760: Weed Display

Each booklet of plants exhibited should consist of 10 pressed and mounted weed specimens. They must be pressed and mounted.

Seed displays should consist of seeds of 10 weed specimens. Each weed must be identified with common name, locality where collected, environment found in date of collection and name of collector.

Booklet of 10 weeds per class number (collected this year).

#### Class:

- 01 Common Weeds
- 02 Noxious Weeds
- 03 Poisonous Weeds
- 04 Weed Press (mechanical)
- 05 Booklet of 10 edible weeds (quote information source)
- 06 Booklet of 10 weed seed packets (including statement on collection, where found and processing.)
- 07 10 Potted live weeds (each pot labeled as per general instructions)
- 08 Table arrangement of dried, fresh or a combination of weeds.

# Livestock

YVFR Livestock Sales Coordinator:

Shawn Cook, [livestocksalesyvfr@gmail.com](mailto:livestocksalesyvfr@gmail.com)

YVFR Livestock Directors:

Chris VanBelle 509.728.8387

Ryan VanBeek 509.907.0973

Show Veterinarian: Kalie Mercer 509.830.5325

Auctioneers: from Toppenish Livestock Commission

**For Livestock and Poultry Rules & Regulations, please refer to the separate Livestock Exhibitor Guide**

Also available online at [www.yvfair-rodeo.com](http://www.yvfair-rodeo.com)





Online registration  
www.yvfair-rodeo.com

## OPEN CLASS

Yakima Valley Fair and Rodeo Official Entry Form

Entry Deadlines: See Divisions

*Please print or type clearly:*

Name: \_\_\_\_\_ *Last*                      *First*

Address: \_\_\_\_\_

City: \_\_\_\_\_ State: \_\_\_\_\_ Zip: \_\_\_\_\_

Phone\*: \_\_\_\_\_

Age\*: \_\_\_\_\_ (\*Required info. if under 18)

**Exhibitor Classification**

Youth - 7 years & under  
 Junior - 8 to 12 years  
 Advanced - 13 to 18 years  
 Adult

**Mail to:**  
 Yakima Valley  
 Fair & Rodeo  
 P.O. Box 27  
 Grandview, WA  
 98930  
 509.882.1197

Department Name	Division #	Class #	Description

The said exhibitor releases the Yakima Valley Fair and Rodeo, its officers, directors, agents, employees and volunteers from loss, damage or injury to oneself, livestock or other property while such persons and/or property is on the grounds of the Yakima Valley Fair and Rodeo.

Parent/Guardian's Signature: \_\_\_\_\_ Exhibitor's Signature: \_\_\_\_\_ Date: \_\_\_\_\_